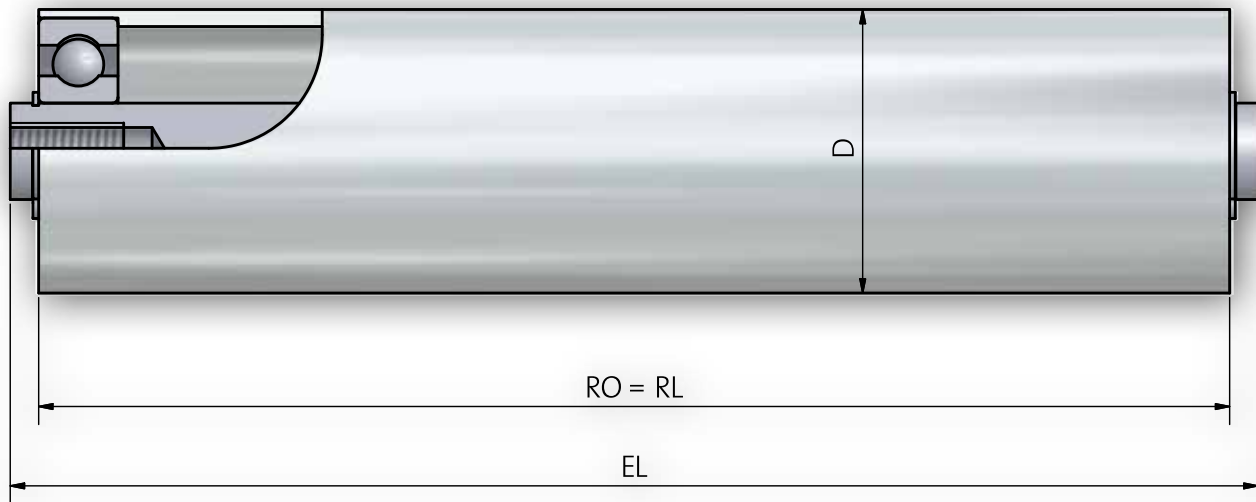





Tragrolle 402 K



Achsausführungen

Bestell-Bezeichnung		A...AGM...	A...JGM...	A...SW...
Achs- \varnothing	EL=			
15	RL+	10	10	10
17	RL+	10	10	10
20	RL+	10	10	10

Rohr- und Achskombinationen

Rohr- \varnothing	A15	A17	A20
40 x 3	x	x	
50 x 3		x	x

Optional Beschichtungen S. 10