




Conveyor Roller 552 / 553



Shaft dimensions

Order Specification		A...M...	A...JGM...
Shaft- ϕ	EL=		
10	RL+	58	
12	RL+	60	46
14	RL+	62	46

Range of counter bearings for tube- and shaft combinations

Tube dia.	A10	A12	A14
50	300	300	300

Conveyor Roller 552 / 553

Drive Element	Steel - Single Sprocket 1/2" x 5/16" z=14
Bearing Type	Ball bearing (Series 6202) DIN 625 available in 2RS, ZZ Standard Series 6202 ZZ
Load Capacity/Roller	400N (depending upon the load limit of tube and shaft)
Max. Speed	0,5 m/s
Range of Temperature Celsius	-5 to +40 C
Type of Drive	Type 552 Accumulation drive with a pressure of 5% of the loaded material weight Type 553 Permanent drive, driving element fit positively to the tube by a bushing
Note	Permanent drive only for continuous conveying. Optional Type 557 (accumulation drive) and Type 558 (permanent drive) even available with PU-RIM: Coated tube for other inner circles or tube diameters. Conical elements also available as antistatic version.

Order Example

